




■ 외관 컨트롤러

			
형식 및 모델	SLI-100U	SLIC-4P/SLIC-4PD	SEC-3U/5U
전원	110/220V AC ± 10%, 50/60Hz	110/220V AC ± 10%, 50/60Hz	110/220V AC ± 10%, 50/60Hz
제어전압	24 VDC	24 VDC	<ul style="list-style-type: none"> •다선식 SEC-3U : 12V AC SEC-5U : 15V AC •2선식 : 20V AC
출력	4~20mA	<ul style="list-style-type: none"> •4~20mA •SLIC-4P : 3 SPST + 1 SPDT •SLIC-4PD : 4 SPDT 	<ul style="list-style-type: none"> •SEC-3U : 1 SPDT •SEC-5U : 1 SPDT, 2SPST
접점용량	-	5A 250V AC	5A 250V AC
설치	Rack/Wall Mount	Wall Mount	<ul style="list-style-type: none"> •SEC-3U : Rack/Wall Mount •SEC-5U : Wall Mount
온도	-10~60℃	-10~60℃	-10~60℃
적용	DC Power Supply(24V DC)	Bz, L/A, Cont rol, H/A 2~3개 펌프 순차, 교번제어	<ul style="list-style-type: none"> •SEC-3U : Cont rol •SEC-5U : Cont rol, H/A, L/A

			
형식 및 모델	SLC-100U, SLCA-HL	SQ-2U/4U	SLA-4P/SMA-4P
전원	110/220V AC ± 10%, 50/60Hz	110/220V AC ± 10%, 50/60Hz	110/220 VAC ± 10%, 50/60Hz
제어전압	<ul style="list-style-type: none"> •다선식 SLC-100U : 12V DC SLCA-HL : 15V DC •2선식 : 24V DC 	<ul style="list-style-type: none"> •다선식 SQ-2U : 12V DC SQ-4U : 15V DC •2선식 : 24V DC 	<ul style="list-style-type: none"> •다선식 SMA-4P : 15V DC •2선식 SLA-4P-E : 20V AC SLA-4P-Q : 24V DC
출력	<ul style="list-style-type: none"> •SLC-100U : 1 SPDT •SLCA-HL : 1 SPDT, 2SPST 	<ul style="list-style-type: none"> •SQ-2U : 1 SPDT •SQ-4U : 1 SPDT, 2SPST 	<ul style="list-style-type: none"> •SMA-4P : 4 SPDT •SLA-4P : 4 SPST
접점용량	5A 250V AC	5A 250V AC	5A 250V AC
설치	<ul style="list-style-type: none"> •SLC-100U : Rack/Wall Mount •SLCA-HL : Wall Mount 	Wall Mount	Wall Mount
온도	-10~60℃	-10~60℃	-10~60℃
적용	<ul style="list-style-type: none"> •SLC-100U : Control •SLCA-HL : Cont rol, H/A, L/A 	<ul style="list-style-type: none"> •SQ-2U : Cont rol •SQ-4U : Cont rol, H/A, L/A 	<ul style="list-style-type: none"> •SMA-4P : AL1~AL4 •SLA-4P : 2~3개 펌프 순차, 교번제어